

Quick Instruction Guide

exogen[®]
ultrasound bone healing system

System Components

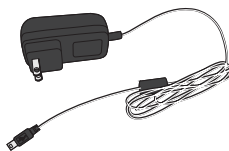
EXOGEN Device



Gel




Charger



Strap



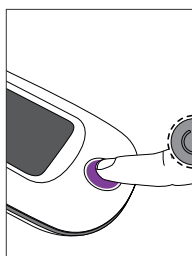
User Guide



Read Prior to Use

Before First Use — Setting the Hour

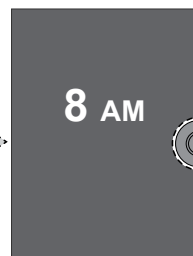
EXOGEN has a calendar which tracks how often the system is used. The current hour needs to be set to make sure the calendar is accurate. The hour must be set once, the very first time EXOGEN is turned on.



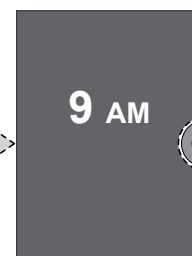
Press button




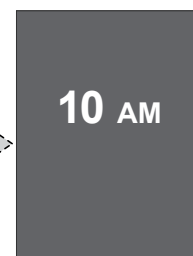
Start-up screen



Flashing time set screen




Press button once to advance hour



When current local hour is displayed

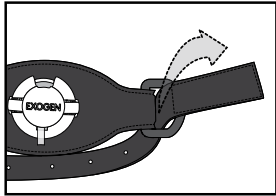
Press & hold



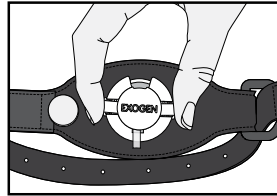
The hour has been set

Note: You do not need to set the minutes. After 5 seconds the device will beep and automatically turn off. You are ready to treat your fracture.

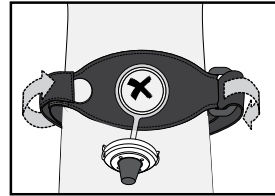
Daily Device Operating Instructions



With cap facing up, pull long end of strap through loop



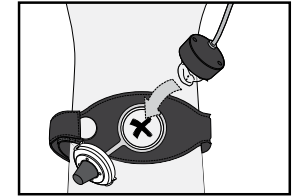
Squeeze cap tabs together to open cap



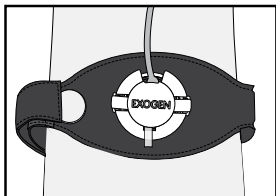
Position strap with port over "X" and tighten strap by pulling long end and fasten



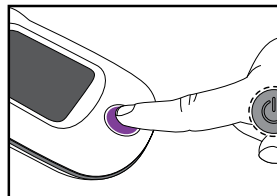
Hold transducer where cable meets transducer and apply one full pump of gel to the transducer head



Put transducer into port with gel touching the skin



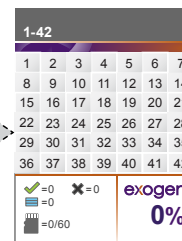
Align the cord with the notch in the port cap and snap cap shut



Begin treatment



Start-up screen



Calendar screen

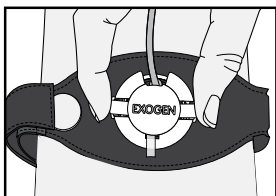


Treatment countdown

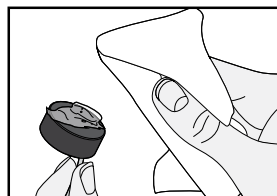


Treatment Complete

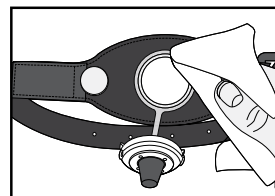
After Treatment



Squeeze tabs to open port and gently remove transducer



Wipe gel off transducer with soft dry cloth



Remove strap and clean gel from skin and strap with soft dry cloth



Indications for Use:

EXOGEN is indicated for the non-invasive treatment of osseous defects (excluding vertebra and skull) that includes the treatment of delayed unions, non-unions[†], stress fractures and joint fusion. EXOGEN is also indicated for the acceleration of fresh fracture heal time, repair following osteotomy, repair in bone

transport procedures and repair in distraction osteogenesis procedures.

[†] A non-union is considered to be established when the fracture site shows no visibly progressive signs of healing.

There are no known contraindications for the EXOGEN device. Safety and effectiveness have not been established for individuals lacking skeletal maturity, pregnant or nursing women, patients with cardiac pacemakers, on fractures due to bone cancer, or on patients with poor blood circulation or

clotting problems. Some patients may be sensitive to the ultrasound gel.

Full prescribing information can be found in product labeling, or at www.exogen.com.